

How to Make DIY Dangle Earrings with Chain




Step 1: Making the pearl dangles

You will need a total of 4 pearl dangles, with each dangle made up of 3 pearl beads.



1. Insert 3 pearl beads into a headpin.
2. Push the pearls to the end, bend the wire slightly and cut off approximately 0.75cm of the headpin.
3. Form a loop with the headpin wire.
4. Repeat the process to make all the 4 pearl dangles.

Step 2: Cutting the chain and attaching it to the jump ring



1. Measure the chain and cut out 2 strands measuring approximately 7cm each. Next, you need to insert a jump ring into the chain. To do this, measure the chain to a 4cm mark. Insert a small wire or headpin to help with the marking.
2. Open the jump ring (use the larger of the 2 types of jump rings, i.e. the ones that measure 0.7cm in diameter). You can twist the jump ring open with your finger, but if you find it hard, hold the jump ring with the flat nose plier on one hand and the round nose plier on the other hand and twist them the opposite direction to open the jump ring.
3. Insert the jump ring at the 4 cm mark on the chain. You can remove the headpin or the wire you used to mark the chain earlier.
4. Twist the jump ring to close. Repeat the process for the other side of the earrings pair.

Step 3: Attaching the smaller jump rings and the pearl dangles

Next step is to attach the smaller jump rings and the pearl dangles at the end of each strand of chain.



1. Start by opening the jump rings. You can twist them open with your fingers or use the pliers as described in step 2 above. Insert one jump ring on one end of the chain.
2. With the jump ring still open, attach one pearl dangle into it as well. Close the jump ring.

Repeat the process for the other end of the chain as well as both ends of the other strand of link chain.

Step 4: Attaching the earring hook

The final step in making these DIY dangle earrings is to attach the earring hook.



1. Twist open the larger jump ring attached at the 4cm mark on the chains earlier.
2. Insert the earring hook and close the jump ring.

Repeat the same for the other side of the DIY dangle earrings pair. And that completes these making of these gorgeous homemade pearl dangle earrings.

